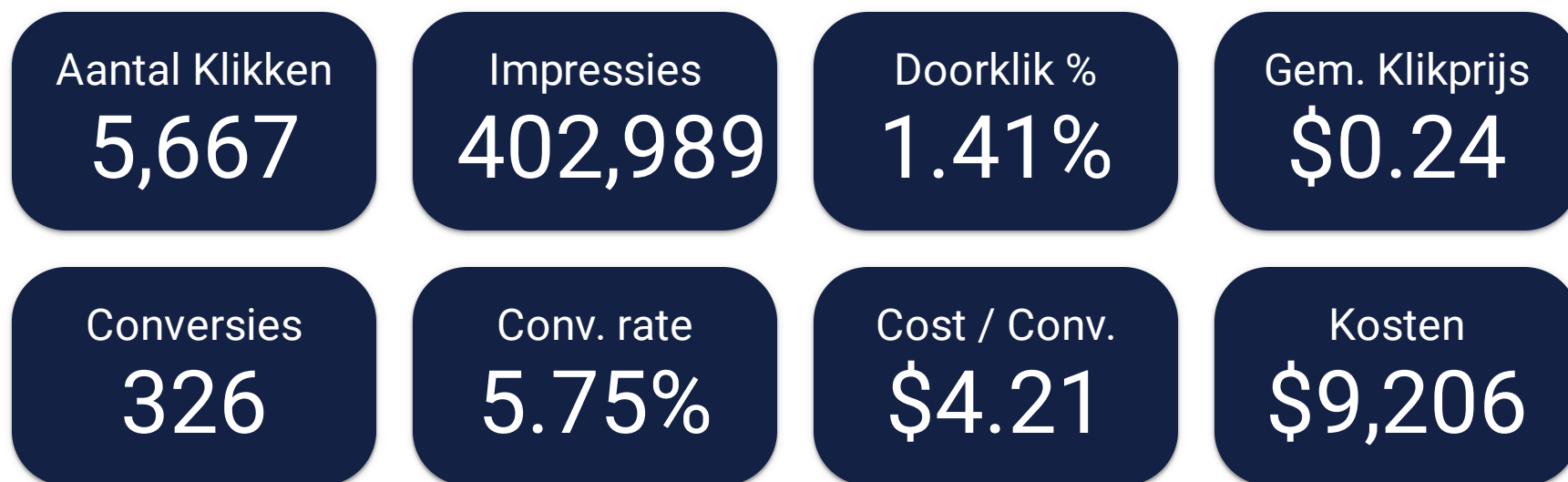
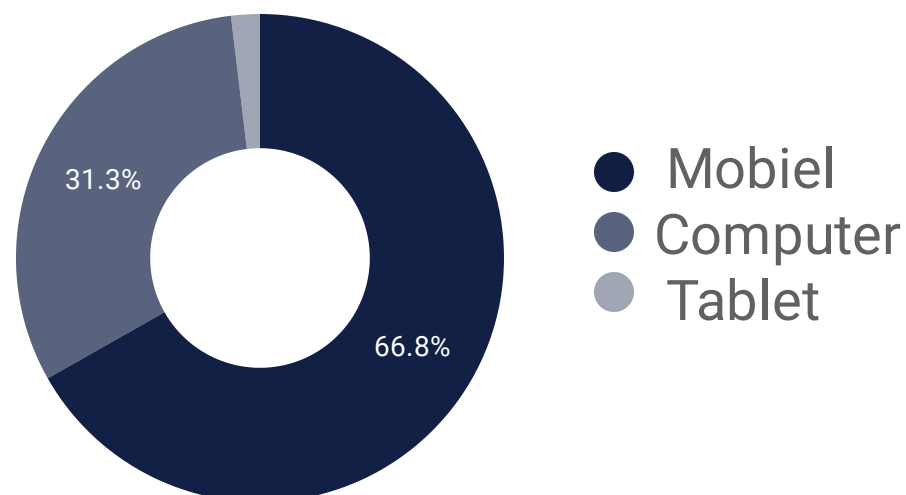


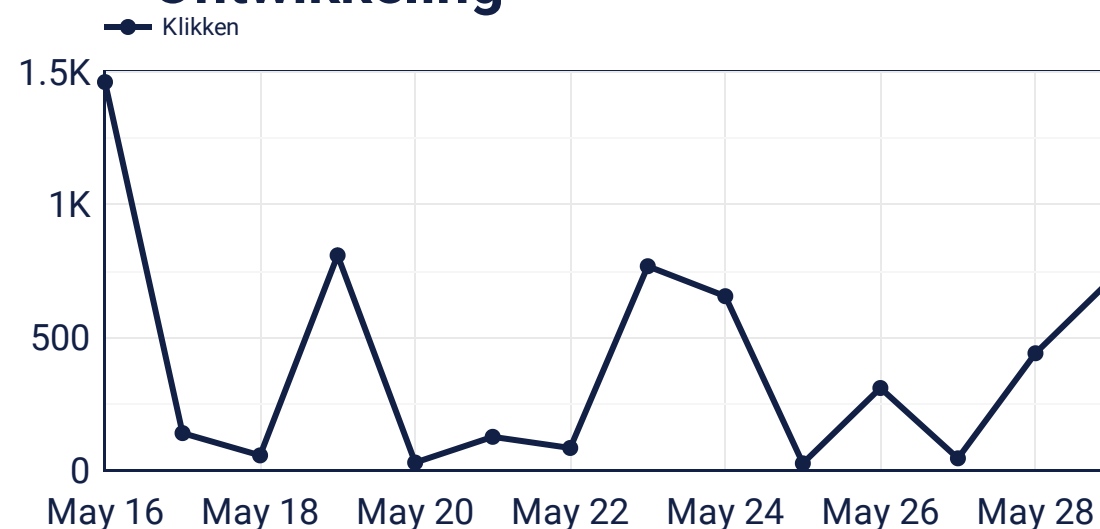
Belangrijkste Cijfers



Apparaat Verdeling - Klikken



Ontwikkeling



Campagne Overzicht

	Campaign	Impressies	Klikken	CTR	Gem. CPC	Kosten	Conversies	Conv. rate	Kosten/Conversie
1.	Campaign - T-Shirts	100,946	1,423	1.41%	\$0.14	\$202	127	8.92%	\$1.59
2.	Campaign - Jackets	100,361	2,271	2.26%	\$0.3	\$688	73	3.21%	\$9.42
3.	Campaign - Fun	47,346	194	0.41%	\$0.17	\$33	7	3.61%	\$4.71
4.	Campaign - Accessories	41,529	878	2.11%	\$0.13	\$116	71	8.09%	\$1.63
5.	Campaign - Active Wear	37,645	440	1.17%	\$0.49	\$217	34	7.73%	\$6.38
6.	Campaign - Dynamic Search Ads	32,426	108	0.33%	\$0.32	\$35	8	7.41%	\$4.38
7.	Campaign - Biking	31,166	309	0.99%	\$0.19	\$59	2	0.65%	\$29.5
8.	Campaign - Wearables	11,570	44	0.38%	\$0.48	\$21	4	9.09%	\$5.25